







## Product certificate ERNDIM IQCS Cystine in WBC (SNT)

**Product name** Control Cystine in WBC – Supernatant samples

Product code	Product code	Colour screw cap
	CYS-02.1	White
	CYS-02.2	White
	CYS-02.3	White

**Date of issue** 25 March 2024

Batch numbers and Expiry date	Batch number	Exp. date stored at -16°C to -24°C
	 2024.0114	 <b>2025-08</b>
	 2024.0115	 <b>2025-08</b>
	 2024.0116	 <b>2025-08</b>

**Filling volume** 0.25 mL

Expected concentrations	Analyte	Expected concentrations (µmol/L)		
		Level 1	Level 2	Level 3
	Cystine	0.3	1.0	2.4

Example

## **Cystine in WBC (SNT samples) ERNDIM IQCS**

---

### **Intended purpose**

This control material is intended solely for the verification of the correct calibration of measurement methods. It is not permitted to use this material (without CE mark) in establishing or assessing patient/client results.

### *Disclaimer*

It is the responsibility of the customer to limit the use of this material to the intended use described above. Streekeziekenhuis Koningin Beatrix (department MCA laboratory) is not responsible or liable for application outside the intended use.

### **Contents**

Frozen WBC pellets with different Cystine concentration.

### **Expected concentrations**

The expected concentrations are spiked concentrations.

### **Storage and stability**

The frozen product is stable for 2 years when stored at -16°C to -24°C. Expiration dates are found on the product certificate (reverse). The stability of the thawed product is comparable to patient samples.

### **Instructions for use**

- a. Thaw sample at room temperature.
  - b. Mix carefully.
- Process as patient material.

### **Precautions and warnings**

1. For *in vitro* diagnostic use only.
2. Tested and found negative for Hepatitis B Surface Antigen (HBsAg), antibody to hepatitis C (HCV), antibody to HIV and HIV antigen.
3. This product should be handled with care, as appropriate for biological materials. Outdated and left-over material should be discarded as potentially infectious material, according to the procedures in your institute.

### **References**

[www.ERNDIMQA.nl](http://www.ERNDIMQA.nl)

